




Profile Image: 250 x 250

Image Guidelines

- Minimum 120 x 120 pixels.
- Recommended 250 x 250 pixels.
- Maximum not listed – I was able to upload a 20 MB photo at 5200 x 5300 pixels.
- JPG, GIF or PNG.

You upload your image in a square format and then Google is going to render it into your page as a circle, so make sure you choose a photo doesn't cut out your best side!



Cover Image: 1080 x 608

Image Guidelines



- Recommended 1080 x 608 pixels
- Minimum 480 x 270 pixels
- Maximum 2120 x 1192 pixels

The Google+ cover image is the biggest photo on your page, so choose your photo wisely! It's a great opportunity for you to showcase a product or service your brand offers, or maybe choose an image that reflects the beliefs of your company.

Shared Image: 497 x 373

Image Guidelines

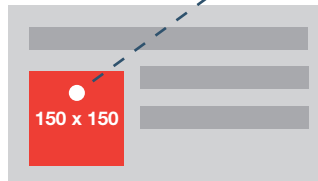
- Appears in home stream and on page at a width of 426 pixels (height is scaled).
- Minimum width of 497 pixels (will scale the height for you).
- Maximum upload 2048 x 2048 px
- Shared Link – 150 x 150 (thumbnail)



Shared Image: 150 x 150

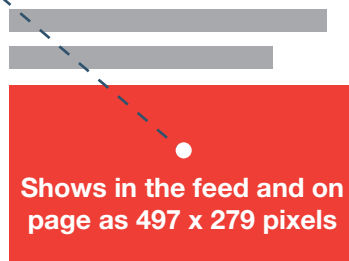
Image Guidelines

Shows in the feed and on page as 150 x 150 pixels (pulls in photo from linked site).



Shared Video: 496px wide

Videos are great assets for brands to help with their marketing efforts. If you happen to have one, or are interested in making one, it could be a great piece of content to send out to your Google+ audience. Just as with links and images you can pick and choose which circles would be best for each video.



Shows in the feed and on page as 497 x 279 pixels